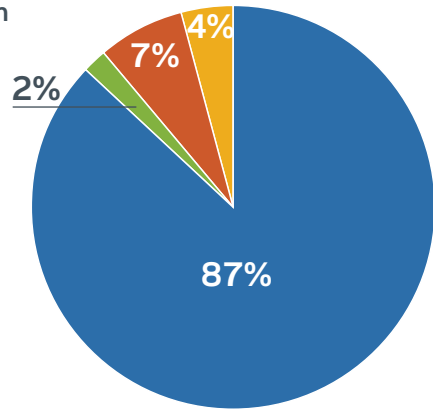


# CARES Act Loan Application Survey

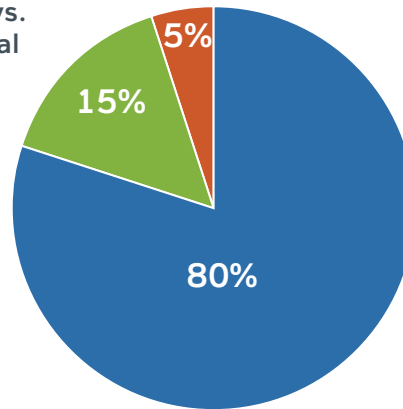
CapinCrouse surveyed 100 leaders of churches, faith-based higher education institutions, and nonprofits about their experience in applying for funds through the CARES Act.

Type of Loan Pursued:



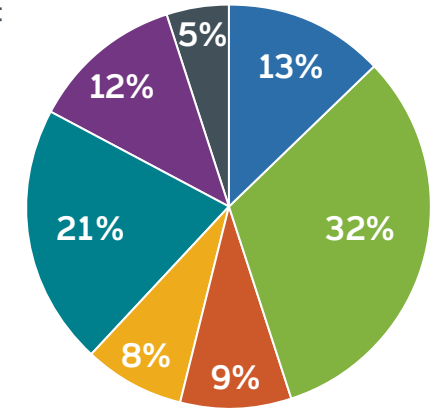
- Paycheck Protection Program Loan (PPP)
- Economic Injury Disaster Loan (EIDL)
- Both PPP and EIDL
- Did Not Apply

Use of Current vs. Existing Financial Institution:



- Current Financial Institution
- Different Institution
- Did Not Apply

Loan Amount Requested:

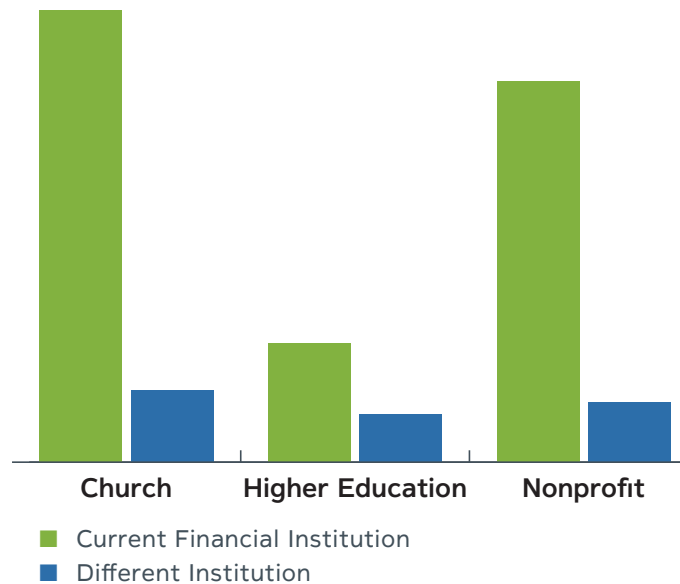


- <\$100,000
- \$100,001 - \$500,000
- \$500,001 - \$750,000
- \$750,001 - \$1 Million
- \$1.1 - \$2.4 Million
- >\$2.5 Million
- Did Not Apply

Loan Application By Entity Type:

Entity Type	PPP	EIDL	Both
Church	40	0	4
Higher Education	11	1	2
Nonprofit	36	1	1

Financial Institution Used By Entity Type:



Loan Amount By Entity Type:

